


AS 75

High-performance super-white single-component special cementitious adhesive for the installation of every type of glass mosaic on walls and floors.



* Information sur le niveau d'émission de substances volatiles dans l'air intérieur, présentant un risque de toxicité par inhalation, sur une échelle de classe allant de A+ (très faibles émissions) à C (fortes émissions).

AS 75



CLASSIFICATION PER EN 12004

AS 75 is an improved (2) cementitious (C) deformable (S1) adhesive, with anti-slip properties (T) and with extended open time (E), in class C2TE-S1.

WHERE TO USE

- Indoor and outdoor installation on floors, pavings or walls of glass mosaics mounted on paper or mesh backing, of any thickness or weight.
- Installation of ceramic and glass mosaics on cementitious substrates and substrates waterproofed with cementitious waterproofing membranes compatible with cementitious adhesives
- Installation of mosaics over ceramic and marble tiles and natural stones
- Installation of floor coverings subject to heavy traffic
- Installation on heated floors
- Installation of mosaics on plasterboard panels (previously treated with a suitable PRIMER)

TECHNICAL NOTES

Super-white powder adhesive containing cement, quartz powder with selected particle size, powdered Carrara Marble, synthetic resins and additives formulated for excellent applicational properties and strong bonding indoors and outdoors. **Classification per EN 12004 C2TE-S1.**

BENEFITS

- Single-component
- Excellent workability
- Frostproof
- Extended open time
- No vertical slip

RECOMMENDATIONS

Not for use for the following:

- Installation of stones and natural stone mosaics vulnerable to damp and efflorescence
- Installation on substrates with rising damp
- Installation on loose plasters
- Installation on walls or floors where large amounts of deformation are possible
- Installation on surfaces in metal, PVC, rubber or linoleum
- Installation where swift return to light foot traffic use is required
- Installation on concrete which has been cured for less than 3 months, with risk of large amounts of deformation
- Installation directly on gypsum plaster walls, ready-to-use gypsum plasters and anhydrite screeds (apply a coat of insulating PRIMER before the adhesive)

All applications not covered by this document must be cleared with our technical assistance service in advance.

APPLICATION PROCEDURES

Preparing the mix

Mix 1.4-1.5 l of clean water for each 5 kg bag of AS 75. If possible use a low-speed mechanical mixer, mixing to a smooth, lump-free paste. Leave the mix to stand for about 5 minutes and remix briefly before use. The mix prepared in this way has a pot life of more than 8 hours.

Spreading the mix

For optimal bonding to the substrate, apply a thin, even coat of the mix using the smooth side of the toothed spatula. This allows the adhesive's open time and adjustable time to be used to the full. Then apply the mix with the correct toothed spatula. Choose a spatula which ensures total wetting of the underside of the mosaic sheet.

Installing the mosaic

When applying mosaics, press down firmly or tap to ensure contact with the adhesive.

The mix's open time in normal temperature and humidity conditions is 20-30 minutes; this time may be drastically reduced, to just a few minutes, by unfavourable weather conditions (direct sunlight, dry wind, high temperatures) or a highly absorbent substrate.

Keep checking that no skin has formed on the surface of the adhesive and that it is still fresh. Wetting the substrate before applying the adhesive helps to prolong the open time. However, if a skin has formed on the surface, refresh the adhesive by re-spreading it with the toothed spatula. The adhesive should not be wet if a skin forms, since instead of dissolving it the water forms a non-stick film.

Any adjustments to the covering must be made within 30 minutes after laying, after which this will be problematical.

Coverings installed using AS 75 must not be exposed to running water or rainfall for at least 24 hours and must be protected from direct sunlight and frost for at least 5-7 days after installation.

GROUTING AND SEALING

Joints can be grouted 4-8 hours after installation on walls or after 24 hours on floors using the special Mosaico+ Colorepoxy epoxy grouts, available in various colours. Expansion joints must be sealed with the specific sealants.

SET TO LIGHT FOOT TRAFFIC



Floors are set to light foot traffic after 24 hours.

READY FOR USE

Surfaces are ready for use after approximately 14 days. Ponds and swimming-pools can be filled after 4 weeks.

CLEANING

Wash tools and containers with plenty of water while AS 75 is still fresh. Clean the surfaces of coverings with a damp rag before the adhesive sets.



TECHNICAL DATA (typical values)

Compliant with: - EN 12004 C2TE-S1
- ISO 9001
- ISO 14001

TECHNICAL DATA (at +23°C and 50% RH)

Consistency	dust
Colour	white
Density of powder	1.4 g/cm ³
Shelf life	12 months in original packaging in a dry place
Safety	irritant Check the information provided on the pack and on the safety data sheet.
Customs category	3824 5090

APPLICATION DATA

Mixing ratio	1-1.5 litres of water every 5 kg
Density of mix	1.6 g/cm ³
pH of mix	> 12
Pot life	more than 8 hours
Vertical slip	nil
Application temperature	from +5°C to +35 °C
Open time	> 20 minutes
Adjustability time	> 15 minutes
Set to light traffic	after 24 hours
Grouting	after 2-3 days
Complete hardening	after 14 days

FINAL PERFORMANCE

Dry adhesion	> 3 N/mm ²
Adhesion after heating	> 2 N/mm ²
Adhesion after water immersion	> 1 N/mm ²
Adhesion after freeze-thaw cycles	> 1 N/mm ²
Deformability	class S1 (>2,5 mm)
Resistance to alkalis	Excellent
Resistance to oils	Excellent (poor to vegetable oils)
Resistance to solvents	Excellent
Temperature when in use	from +5°C to + 35°C

COVERAGE

Mosaici 2,5 Kg/m²

AS 75 PACKS

5 Kg bag

Specification

Indoor and outdoor floorings, pavings and wall coverings shall be installed using a class C2TE-S1 single-component mixed binder powder adhesive such as Mosaico+ AS 75.

Important Notes:

The above instructions and information, while they reflect our experience, are nonetheless guidelines and must be confirmed by exhaustive practical testing; before using the product, make sure that it is suited to the intended application. The user is responsible for all consequences of its use. PRODUCT FOR PROFESSIONAL USE ONLY.

mosaico+

via San Lorenzo 58/59
42013 Casalgrande (RE)
Italy
tel +39 0522 990011
fax +39 0522 990099
info@mosaicopiu.it
www.mosaicopiu.it